

THIS DRAWING IS UNPUBLISHED.

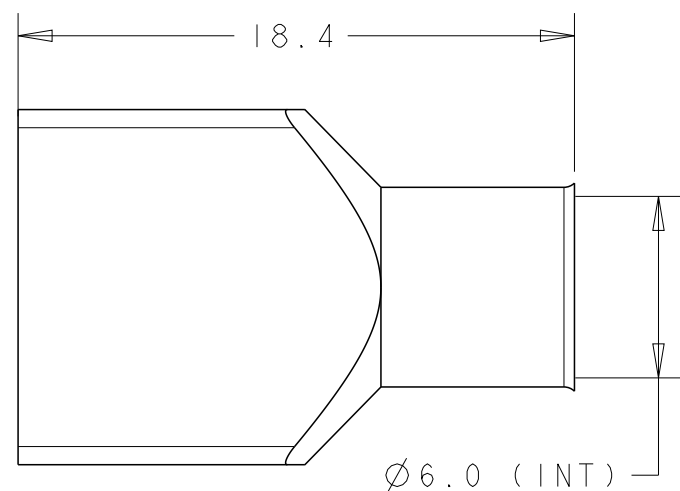
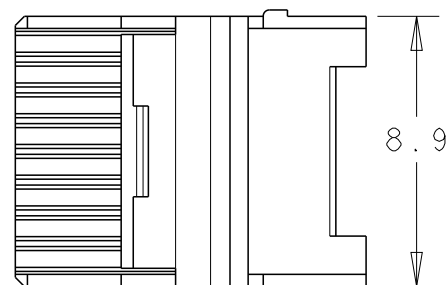
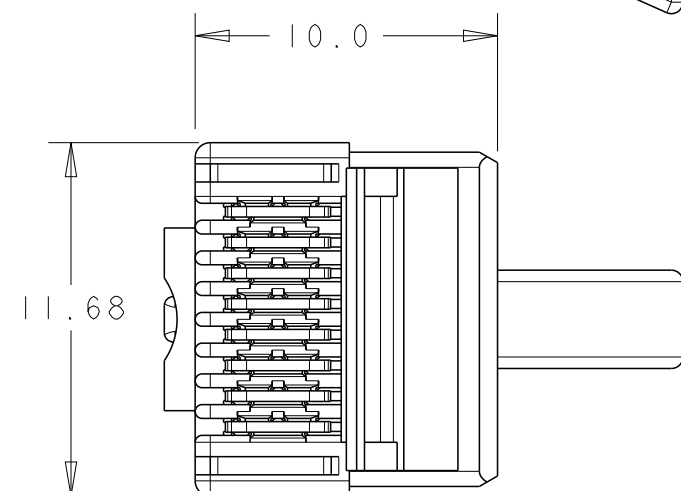
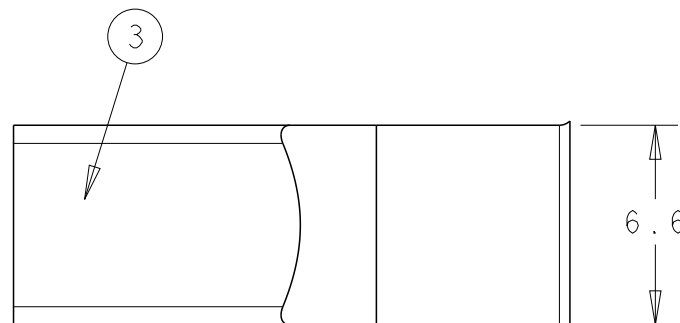
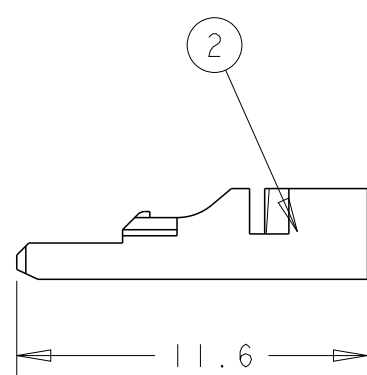
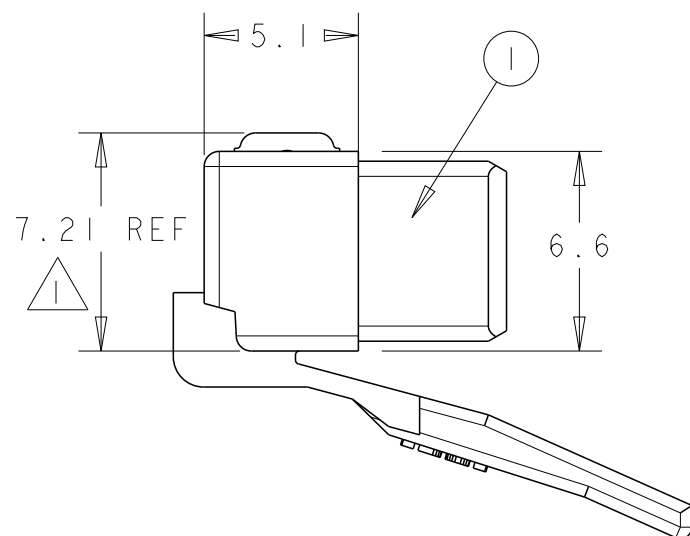
RELEASED FOR PUBLICATION

2014

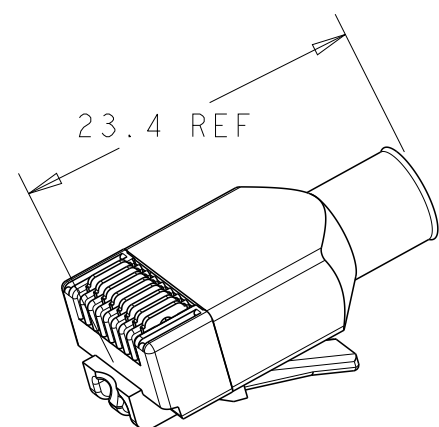
© COPYRIGHT 2008 TE Connectivity AMP España S.L.U. ALL RIGHTS RESERVED.

REVISIONS

P	LTR	DESCRIPTION	DATE	DWN	APVD
	J	ECR-14-002029	08APR2014	LD	JS



- 1 TERMINATED DIMENSION 6.02±0.13
- 2 PACKAGING:
100 SUB-ASSEMBLIES,
100 WIRE HOLDERS AND
100 SHIELDS PER CARTON
- 3 PACKAGING:
1000 SUB-ASSEMBLIES,
1000 WIRE HOLDERS AND
1000 SHIELDS PER CARTON
- 4. CABLE RANGE:
- 4 TWISTED PAIRS
- JACKET DIAMETER: FROM 5.3 TO 6.0
- SHIELDING: FOIL AND/OR BRAID
- 24/26 AWG STRANDED WIRE
- INSULATION DIAMETER: FROM 0.8 TO 1.0
- 5 0.178 microm [0.000007] MINIMUM HARD GOLD
OVER 0.762microm [0.000030] MINIMUM
PALLADIUM / NICKEL IN LOCALIZED AREA, OVER
2.54microm [0.000100] MINIMUM NICKEL UNDERPLATE.
- 6. MEET SPECIFICATIONS:
- IEC 60603-7
- TIA/EIA 568-B.2
- 7. FLAMMABILITY RATING: UL 94V-0



3	2	NICKEL	BRASS	SHIELD	3
		---	PC	WIRE HOLDER	2
		CONTACT: 5	PC, PH. BRONZE	ASSY, 8 POSN, SHIELDED, ROUND CABLE, MOD PLUG	1
-2	-1	FINISH	MATERIAL	DESCRIPTION	ITEM

THIS DRAWING IS A CONTROLLED DOCUMENT.		DWN L. de Dios 10Aug12	TE Connectivity		
DIMENSIONS: mm		CHK A. Carreras 10Aug12			
TOLERANCES UNLESS OTHERWISE SPECIFIED:		APVD J. Sanabra 10Aug12	NAME KIT, 8 POSN, SHLD, RND CABLE, MOD PLUG		
0 PLC ±-		PRODUCT SPEC 108-19102	SIZE A3		
1 PLC ±0.2		APPLICATION SPEC 114-22008	CAGE CODE -		
2 PLC ±0.1		WEIGHT -	DRAWING NO C-336330		
3 PLC ±-		CUSTOMER DRAWING	RESTRICTED TO -		
4 PLC ±-			SCALE 2:1		
ANGLES ±-		SHEET 1 OF 1			
FINISH SEE TABLE		REV J			